

HOW TO DRAW

Leaf sheep

Name: _____



- 1** Draw this shape for the face.



- 2** Add the “ears” ...



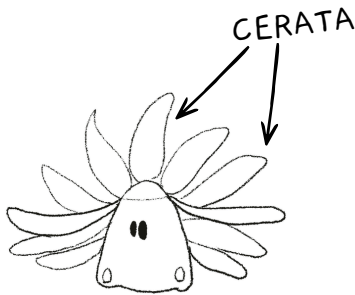
... actually called RHINOPHORES — they help sea slugs sense their environment.

- 3** Add the eyes and little round “cheeks.”




AW, so cute!


- 4** Draw the first row of leaf-like cerata.



- 5** Add more rows of cerata.



- 6** Add some little dots and details.



I am tiny!

I am actually a SEA SLUG!

- 7** Color in.



- 8** Draw some more!

A “FLOCK” of LEAF SHEEP nibbling on ALGAE

