


HOW TO DRAW


Ostrich




- 1** Draw a large oval for the body and a small oval for the head.




- 2** Add a long, curved neck and a tail.




- 3** Draw the first leg and foot, using these shapes.




- 4** Draw the second leg and foot behind the first leg.




- 5** Outline the wing, with a feathered edge.



- 6** Clean up your drawing and erase extra lines.



- 7** Add an eye, eyelashes, and a beak.



- 8** Color in!

