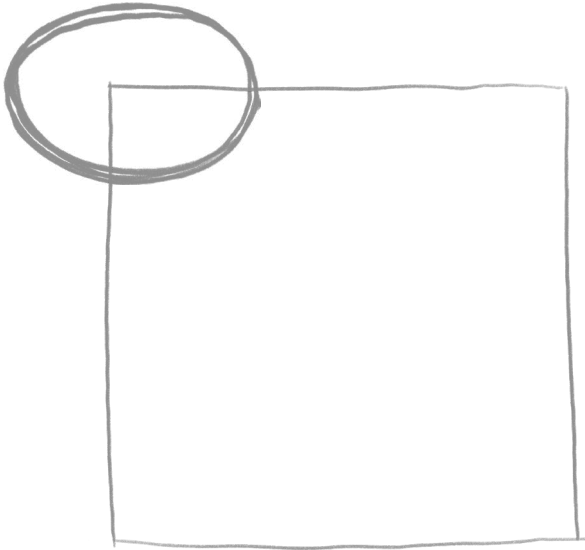



How to draw a

BLACK & WHITE RUFFED LEMUR


Supplies: Paper, erasable pencil, eraser, black marker, gray & yellow colored pencil or marker




1. in pencil draw a square
2. draw an oval centered on the top right corner of the square



3. draw a second larger oval around the first one
4. round the edges of the right side of the square
5. add half a heart towards the center of the square
6. add an angled lined towards front of square for the arm

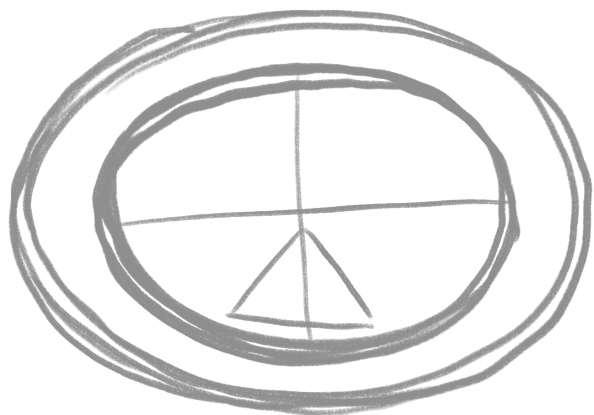


7. add wide 'C' shapes for the hand and foot
8. add lines for the back side of the arm
9. add a tail



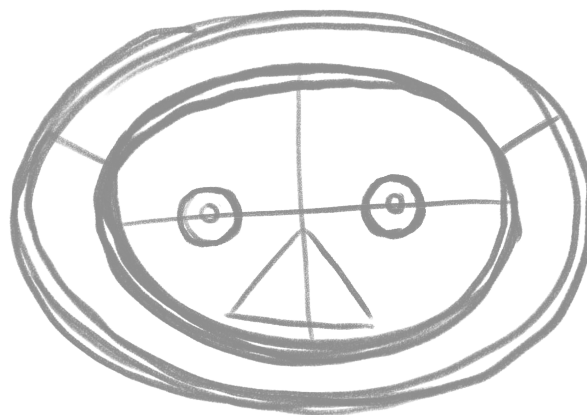
10. Outline shapes for lemur's body with the black marker
11. add lines for lemur's toes & fingers

focusing on the face




12. draw a horizontal and vertical line across center of the smaller oval

13. draw a triangle on the vertical line, centered between bottom of oval and horizontal line



14. draw two small circles on the vertical line, draw them halfway between the vertical line & the edge of smaller oval

15. draw small circles in the middle of those circles




16. draw large circles around the eyes

17. round the bottom corners of the triangle

18. draw a half rectangle nose & a smile

19. draw hair around the face, between the inner and outer circle—do this for the bottom 60-70% of the face




20. use black marker to outline eyes, nose, mouth

21. color the eye interior yellow


22. use gray to color the muzzle and large circles around the eyes

23. use gray to draw some fur around the muzzle, under the eye circles




24. use black marker to fill in the rest of the face

25. outline some of the hair around the face with the black marker




26. erase pencil lines around the face


finish the body



27. erase pencil lines around the body



28. color the foot and hand with gray



29. add hair-like lines with gray on top of arm & leg

30. fill the tail with hair-like lines



31. Add second layer of hair with black marker on arm, leg & tail

How to draw a BLACK & WHITE RUFFED LEMUR

All done! Good work!

